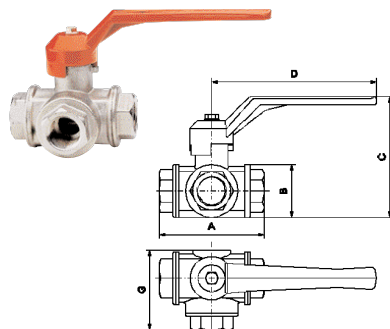


128 3-WAY BALL VALVE



SUITABLE FOR DOMESTIC WATER SERVICES, HEATING AND AIR-CONDITIONING PLANTS, COMPRESSED AIR SYSTEMS.

SIZE	1/4"	3/8"	1/2"	3/4"	1"	1 1/4"	1 1/2"	2"
A (mm)	77	77	77	92	104	118	138	162
B (mm)	39	39	39	47	55	65	79	93
C (mm)	85	85	85	107	124	134	145	186
D (mm)	125	125	125	145	170	170	170	260
G (mm)	58	58	58	70	80	92	109	128
WORKING PRESSURE Kg/cm ² / bar	25	25	25	25	25	25	25	25
WORKING PRESSURE PSI	360	360	360	360	360	360	360	360

Available with a T or L-drilled ball.

Female/female/female threads

Lever handle in aluminium

Body in nickel-plated brass

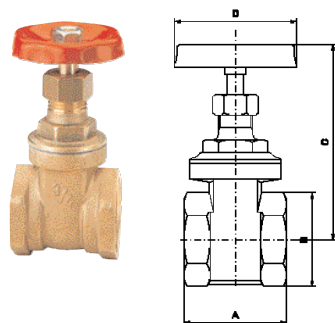
Minimum and maximum working temperatures:

-20°C, 150°C in absence of steam.

Threads: ISO228

(equivalent to DIN259 and BS2779).

155 BRASS GATE VALVE, PN10/16



SUITABLE FOR DOMESTIC WATER SERVICES AND HEATING PLANTS

SIZE	1/4"	3/8"	1/2"	3/4"	1"	1 1/4"	1 1/2"	2"	2 1/2"	3"	4"
A (mm)	33	33	36	39	43	48	52	57	65	75	84
B (mm)	25	25	27	34	42	52	59	74	91	104	137
C (mm)	67	67	67	68	78	91	104	128	175	200	235
D (mm)	45	45	45	45	50	55	60	70	100	100	120
WORKING PRESSURE Kg/cm ² / bar	10	10	10	10	10	10	10	10	16	16	16
WORKING PRESSURE PSI	145	145	145	145	145	145	145	145	230	230	230

Female/female threads

Handle in steel

Body in brass

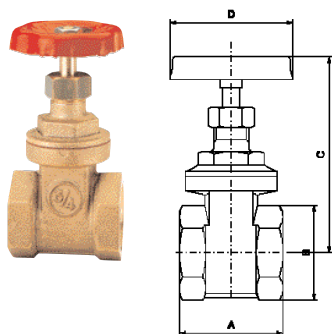
Minimum and maximum working

temperatures: 0°C, 120°C in absence of

steam.

Threads: ISO228 (equivalent to DIN259 and BS2779).

157 BRASS GATE VALVE, PN20



SUITABLE FOR DOMESTIC WATER SERVICES AND HEATING PLANTS

SIZE	1/2"	3/4"	1"	1 1/4"	1 1/2"	2"	2 1/2"	3"	4"
A (mm)	43	46	52	58	59	67	73	84	98
B (mm)	30	36	44	54	62	76	93	107	140
C (mm)	68	78	93	108	125	143	175	205	235
D (mm)	45	45	50	55	60	70	100	100	120
WORKING PRESSURE Kg/cm ² / bar	20	20	20	20	20	20	20	20	20
WORKING PRESSURE PSI	290	290	290	290	290	290	290	290	290

Female/female threads

Handle in steel

Body in brass

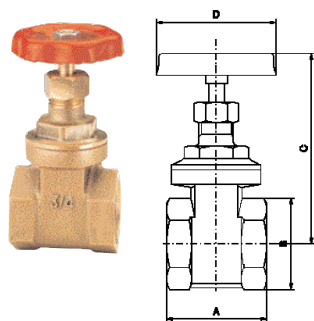
Minimum and maximum working

temperatures: 0°C, 120°C in absence of

steam.

Threads: ISO228 (equivalent to DIN259 and BS2779).

160 BRONZE GATE VALVE



SUITABLE FOR DOMESTIC WATER SERVICES AND HEATING PLANTS

SIZE	3/8"	1/2"	3/4"	1"	1 1/4"	1 1/2"	2"	2 1/2"	3"	4"
A (mm)	38	38	45	48	51	57	61	76	80	96
B (mm)	25	25	36	43	54	62	76	95	112	140
C (mm)	66	68	78	90	108	122	125	175	205	235
D (mm)	45	45	45	50	55	60	70	100	100	120
WORKING PRESSURE Kg/cm ² / bar	16	16	16	16	16	16	16	16	16	16
WORKING PRESSURE PSI	230	230	230	230	230	230	230	230	230	230

Female/female threads

Handle in steel

Body in bronze

Minimum and maximum working

temperatures: 0°C, 120°C in

absence of steam.

Threads: ISO228 (equivalent to

DIN259 and BS2779)



ART. 128-155-157-160



ART. 128

SOLTECH LTDA.

Calle 76 20B-24 Of. 302. Tel. (57) 1 3475141.

infotecnica@soltechltda.com - www.soltechltda.com